

**KHSAA TITLE IX  
ANNUAL REPORT SUBMISSION  
STATUS REPORT  
2004-2005**

KHSAA  
Form T65  
Revised 4/05

TO: KHSAA Member School Superintendents, Principals, and Athletic Directors

FROM: Brigid L. DeVries, Commissioner  
Larry Boucher, Assistant Commissioner

DATE: June 6, 2005

School	Central High School	Reviewed by	Phyllis Catlett
--------	---------------------	-------------	-----------------

The following is a status report regarding the required 2004 - 2005 Title IX Annual Report submission of forms due into the KHSAA office by April 15, 2005. Appropriate KHSAA Audit Team personnel have reviewed these forms and the following is a summary of this review.

I. Checklist of Forms properly submitted in a satisfactory manner:

✓	GE 19 (Annual Verification)	✓	T-35 (Budget Chart)
✓	T-1 (Summary Program Chart 1)	✓	T-36 (Budget Chart)
✓	T-2 (Summary Program Chart 2)	✓	T-41 (Checklist – Overall Interscholastic Program)
✓	T-3 (Summary Program Chart 3)	✓	T-60 (Corrective Action Plan)
✓	T-4 (Summary Program Chart 4)		

II. Status

A.	✓	2004 – 2005 Forms are satisfactory and no further information or action is necessary at this time.
B.		Errors have been noted with respect to the following forms:
C.		The following forms were omitted and must be submitted by school representatives:
D.	✓	<p>Other Recommendation and Comments:</p> <ul style="list-style-type: none"> <li>▪ It is recommended that students be placed on the Gender Equity Review Committee, and that they be active members of the Committee.</li> <li>▪ According to the expenditures information provided, the school spends approximately \$220 per athlete more for males than for females. This is clearly an advantage the boys have in support services. This inequity should be addressed by the Gender Equity Review Committee and should be an item for correction.</li> </ul>

AD MARLON MILLER

502 495-8645

KHSAA  
Form GE19  
Rev. 10/04



Kentucky High School Athletic Association

2004-2005 KENTUCKY HIGH SCHOOL ATHLETIC ASSOCIATION  
ANNUAL VERIFICATION OF TITLE IX PROCEDURES  
(To be submitted by April 15, 2005 along with other required forms)

APR 14 2005

The Central High School, Louisville, Kentucky  
(Name of High School) (City)

certifies to the Kentucky High School Athletic Association that the following is an accurate and true representation of the facts surrounding compliance with 20 U.S.C. Sections 1681-1688, et. Seq. (also known as Title IX)

I certify the following provisions in accordance with records at the school contained in the permanent Title IX file, and to the best of my knowledge have completed the following tasks (All boxes must be checked).

Established a gender equity committee at the high school. (list committee personnel and provide attachment if necessary)

Name	Address	Phone	Title
Cher	Founder 2103 Dumensnil, Lou., KY 40210	502-778-2652	Wrestling Coach
Charles Scott	620 Evening Tide Ct. Lou. Ky, 40210	502-935-9008	Softball Coach
Mike Dandel	2725 Linsay Ave., Lou. Ky 40206	502-896-1829	Teacher
Marvina Lewis	5003 Lila Ave, Lou. Ky 40258	502-937-4972	Cheerleading Sponsor
Margaret Demaree	11301 Prince George, Lou., Ky 40241	502-339-1563	Teacher
Joe Gutman	254 Kennedy Ct. Lou. Ky 40206	502-897-7358	Teacher

Scheduled a minimum of three meetings during the 2004-2005 school year on the following dates:

- January 12, 2005
- February 16, 2005
- March 24, 2005

Designated the following person(s) as the Title IX coordinator for the school:

<u>Marlon Miller</u>	<u>Athletic Director</u>	<u>5202 Kaffir Ct. #4, Lou. Ky</u>	<u>502-935-5922</u>
Name	Title	Address	Phone

Designated the following person(s) as the Title IX coordinator for the district:

<u>Marlon Miller</u>	<u>Athletic Director</u>	<u>5202 Kaffir Ct #4, Lou., Ky</u>	<u>402-935-5922</u>
Name	Title	Address	Phone

School personnel are continuing to make periodic reviews of the boys' and girls' athletics program reflected in the Corrective Action Plan.

In addition to the above information, the above referenced school maintains a complete permanent file relative to Title IX records including copies of the self-assessment audit, all corrective action plans, and other related materials.

[Signature]  
Principal's Signature

March 25, 2005  
Date

[Signature]  
Superintendent Signature

[Signature]  
School Board Chairpersons' Signature

(Send original copy to KHSAA - Maintain duplicate in Title IX school folder)

**2004-2005**  
**ACCOMMODATION OF INTERESTS AND ABILITIES**  
**SUMMARY PROGRAM CHART 1**

KHSAA  
 Form T1  
 Rev. 10/04

**Participation Opportunities Test One**


		(Column 1)	(Column 2)	(Column 3)	(Column 4)
	Program	Enrollment	Percentage of Total Enrollment	Number of Interscholastic Participants (double and triple count)	Percentage of Total Participation
Row 1	GIRLS	681	68%	140	47%
Row 2	BOYS	323	32.1%	157	52%
Row 3	Totals	1004	100%	297	100%

Instructions:

\*Number of 8<sup>th</sup> grade students & below used in Column 3 and Column 4 calculations if applicable:     N/A    

- 1) Determine the total number of girls enrolled, (place in Row 1, Column 1). Determine the total number of boys enrolled, (place in Row 2, Column 1).
- 2) Add the total number of girls and boys enrolled to determine total enrollment, (place in Row 3, Column 1).
- 3) Calculate the percentage of total enrollment that is female. (Divide Row 1, Column 1 by row 3, Column 1 and place in Row 1, Column 2.) Calculate the percentage of total enrollment that is male. (Divide Row 2, Column 1 by Row 3, Column 1 and place in Row 2, Column 2.) Note: Row 1, Column 2 plus Row 2, Column 2 should total 100%.
- 4) Ask the head coaches to review the most updated eligibility or squad lists for their teams. Ask coaches to confirm the names of those individuals who are on the team as of the first **date of competition**, and cross out the names of those who were cut from the team or quit the team prior to the first competitive event. Determine the total number of interscholastic athletics participants that are girls, (and place in Row 1, Column 3). In order to determine the total number of athletics participants, an individual should be counted each time he or she participates on a team. For example, if Jane Doe competes on the varsity volleyball team, the junior varsity volleyball team, the junior varsity basketball team, and the varsity softball team, she should be counted as four participants (**do not include club or intramural sports participants, cheerleaders, dance teams, or pom squads**). Calculate the same way for boys and girls. \* In addition, should 8<sup>th</sup> grade students and below play on a Freshman, Junior Varsity, or Varsity team, they should also be counted for each team and sport on which they participate. If applicable, please asterisk the above notation as to how many 8<sup>th</sup> grade students & below are included in the totals. Using the same procedure, determine the total number of interscholastic athletic participants that are boys, (and place in Row 2, Column 3). Add Row 1, Column 3 plus Row 2, Column 3 to get total participants and place in Row 3, Column 3.
- 5) Calculate the percentage of female participation. (Row 1, Column 3 divided by Row 3, Column 3 and place in Row 1, Column 4.) Calculate the percentage of male participation. (Row 2, Column 3 divided by Row 3, Column 3 and place in Row 2, Column 4.) Note: Row 1, Column 4 plus Row 2, Column 4 should total 100%.

Note: While being within three percent is not a formal compliance standard; if the percent listed in Row 1, Column 4 is within 3% of Row 1, Column 2, then it provides a good target within which compliance is likely.

Principal's Signature:  Date: 4/13/08

**2004-2005**  
**ACCOMMODATION OF INTERESTS AND ABILITIES**  
**SUMMARY PROGRAM CHART 2**


KHSAA  
 Form T2  
 Rev. 10/04

**Participation Opportunities Test Two**

		Column 1	Column 2	Column 3	Column 4	Column 5	
Program		Number of Teams Currently Offered	Number of Participants	Number of Teams Added in Last Five Years	Number of Participants Added in Last Five Years	Percent of Total Participation By Sex Added in Last 5 Years	
<b>GIRLS</b>	Row 1	varsity:	8	87	2	21	
	Row 2	j.v.:	3	43	1	23	
	Row 3	frosh:	1	10	1	3	
	Row 4	total:	12	140	4	73	52%
<b>BOYS</b>	Row 5	varsity:	8	87	0	0	
	Row 6	j.v.:	3	39	1	7	
	Row 7	frosh:	2	31	0	0	
	Row 8	total:	13	157	1	7	3%

- 1) For Column 1, list the number of interscholastic teams offered for girls and boys at each competitive level (varsity, junior varsity, and freshman). For girls, total each of the entries in Rows 1, 2, and 3 into Row 4. For boys, total Rows 5, 6, and 7 into Row 8.
- 2) For Column 2, list the number of participants at each level. For girls, total each of the entries in Rows 1, 2, and 3 into Row 4. For boys, total Rows 5, 6, and 7 into Row 8. **Note:** The totals in Row 4 for girls and in Row 8 for boys must be the same as the totals in Form T-1, Column 3, Rows 1 and 2 respectively.
- 3) For Column 3, list the number of interscholastic teams that have been added in the last five years at each competitive level. Count each team added during the 5 year period only one time. e.g. Girl's junior varsity soccer was added 3 years ago, count the team only once, not 3 times. For girls, total the entries in Rows 1, 2, and 3 into Row 4. For boys, total Rows 5, 6, and 7 into Row 8.
- 4) For Column 4, list the number of participants that are currently on each level of the teams that were added in the last five years. If a team was added previously but no longer exists, there are no current participants to be added for that team. For girls, total the entries in Rows 1, 2, and 3 into Row 4. For boys, total Rows 5, 6, and 7 into Row 8.
- 5) For Column 5, calculate the percentage of participants that have been added in the last five years. For girls, take the number in Column 4, Row 4 and divide by the number in Column 2, Row 4. For boys, take the number in Column 4, Row 8 and divide it by the number in Column 2, Row 8.

Note: If the percentage of current participants added in the last five years is 25% or greater, compliance with test two may be possible. If less than 25%, then compliance with test three should be analyzed. **CAUTION:** 25% is not a formal compliance standard.

Principal's Signature:  Date: 4/12/05

**2004-2005**  
**ACCOMMODATION OF INTERESTS AND ABILITIES**  
**SUMMARY PROGRAM CHART 3**

**Participation Opportunities Test Three**

**FOR ANY QUESTION ANSWERED "YES" IDENTIFY THE RESPECTIVE SPORT(S).**

	<b>GIRLS</b> (Yes / No)		<b>BOYS</b> (Yes / No)
1. For a sport not currently played at the interscholastic level (varsity, junior varsity, or freshman) in your school, is there an intramural team offered for that sport?	No		No
2. For a sport <u>not</u> currently offered in your interscholastic athletics program, is there sufficient interest to form a viable interscholastic team based on participation on an intramural team or community recreation teams?	No		No
3. For a sport <u>not</u> currently offered, is there sufficient interest, based on your most recent Student Interest Survey, to form a viable interscholastic team based on student responses from the interscholastic survey? If yes, what sport?	No		No
4. For a sport currently offered at the varsity level only, is there sufficient interest, based on your most recent Student Interest Survey, to form a viable team for a junior varsity or freshman team that is not currently offered?	No		No
5. For a sport currently offered at the junior varsity or freshman level is there sufficient interest, based on your most recent Student Interest Survey, to form a varsity team not currently offered?	No		No
6. If you answered YES to question (1), (2), (3), (4), or (5), are there enough high schools in your geographic area offering the sport (at the appropriate level) to allow for the development of a reasonable schedule of competition?	No		No

Principal's Signature:  Date: 4/13/05

**2004-2005**  
**ACCOMODATION OF INTERESTS AND ABILITIES**  
**SUMMARY PROGRAM CHART 4**

**Levels of Competition Test One**

		Column 1	Column 2	Column 3
Girls	Team Levels	Number of Teams Currently Offered	Number of Participants	Percentage of Participants at Each Level
Row 1	varsity:	8	87	62
Row 2	j.v.:	3	43	31
Row 3	frosh:	1	10	7
Row 4	total:		140	100%
Boys				
Row 5	Varsity:	8	87	55
Row 6	j.v.:	3	39	25
Row 7	frosh:	2	31	20
Row 8	total:		157	100%

- 1) Column 1, list the number of interscholastic teams offered for girls and boys at each competitive level; varsity, junior varsity, and freshman. (Refer to Form T-2, Accommodation of Interests and Abilities, Summary Program Chart 2, Column 1.)
- 2) For Column 2, list the number of participants at each level. For girls, total the entries in Rows 1, 2, and 3 into Row 4. For boys, total the entries in Rows 5, 6, and 7 into Row 8. (Refer to Form T-2, Accommodation of Interests and Abilities, Summary Program Chart 2, Column 2.)
- 3) For Column 3, calculate the percentage of female and male participants at each level.  
For girls' varsity, junior varsity, and frosh, respectively:
  - Divide Column 2, Row 1 by Column 2, Row 4, and place the percentage in Column 3, Row 1.
  - Divide Column 2, Row 2 by Column 2, Row 4, and place the percentage in Column 3, Row 2.
  - Divide Column 2, Row 3 by Column 2, Row 4, and place the percentage in Column 3, Row 3.
  -
 For boys' varsity, junior varsity, and frosh, respectively:
  - Divide Column 2, Row 5 by Column 2, Row 8, and place the percentage in Column 3, Row 5.
  - Divide Column 2, Row 6 by Column 2, Row 8, and place the percentage in Column 3, Row 6.
  - Divide Column 2, Row 7 by Column 2, Row 8, and place the percentage in Column 3, Row 7.

Principal's Signature: \_\_\_\_\_

Date: 4/13/04


2004-2005

**BUDGETED AND ACTUAL EXPENDITURES - PROGRAM COMPARISON CHART  
TO INCLUDE BOOSTER CLUB FUNDING**

	equipment and supplies	travel	awards	coaches' salaries (to include supplemental and extended employment)	facilities improvements	publications (if sport-specific)
	Expenditures	Expenditures	Expenditures	Expenditures	Expenditures	Expenditures
G basketball	1500	1200	100	\$ 8166.60	0	
B basketball	1000	1200	100	\$ 8896.00	0	
G softball	1200	—	—	\$ 2002.00	0	
B baseball	600	800	100	\$ 3754.00	0	
G cross country	200	400	100	\$ 2711.00	0	
B cross country	200	400	100	\$ 2711.00	0	
G golf	—	—	—	—	—	
B golf	—	—	—	—	—	
G soccer	—	—	—	—	—	
B soccer	300	300	100	\$ 1669.00	0	
G swimming	—	—	—	\$ 1543.00	—	
B swimming	—	—	—	\$ 1543.00	—	

- Total expenditures on T-35 and T-36 on the 2004-2005 year report due by April 15, 2005, should reflect the total monies spent (rounded off to nearest hundred) for the entire year of 2003-2004 ending June 30, 2004.
- Booster Club Funding/Contributions must be included in the expenditures total.

Principal's Signature:



Date:

4/13/05

**2004-2005  
BUDGETED AND ACTUAL EXPENDITURES - PROGRAM COMPARISON CHART 2  
TO INCLUDE BOOSTER CLUB FUNDING**

KHSAA  
Form 136  
REV. 10/04

Teams	equipment and supplies	travel	awards	coaches' salaries (to include supplemental and extended employment)	facilities improvements	publications (if sport-specific)
	Expenditures	Expenditures	Expenditures	Expenditures	Expenditures	Expenditures
G track	500	800	100	\$ 4881.00	0	
B track	400	800	100	\$ 4881.00	0	
G tennis	170	100	100	\$ 2711.00	0	
B tennis	—	—	—	—	—	
G volleyball	1500	—	—	—	—	
B wrestling	3000	1000	100	\$ 3963.00	0	
G (list sport)	—	—	—	—	—	
B (football)	—	3000	200	\$ 15,405.00	3200	
G (list sport)	—	—	—	—	—	
B (list sport)	—	—	—	—	—	

- Total expenditures on T-35 and T-36 on the 2004-2005 year report due by April 15, 2005, should reflect the total monies spent (rounded off to nearest hundred) for the entire year of 2003-2004 ending June 30, 2004. \$ 400 157
- Booster Club Funding/Contributions must be included in the expenditures total. \$ 180
- Indicate percentage of total expenditures for each gender: Total Expenditures \$ 89,806.00 % for boys 71% % for girls 29%

Principal's Signature: \_\_\_\_\_

*Denise A. H.*

Date: \_\_\_\_\_

*4/13/05*



**EXTRA SERVICE PAY SCHEDULE 2004-05**

**ATHLETIC AND RELATED ACTIVITIES IN SENIOR HIGH SCHOOLS**

TITLE		STEP 0	STEP 1	STEP 2	STEP 3	STEP 4
Athletic Director		4004	4630	5256	5882	6507
Head Football		3337	3859	4380	4901	5423
Head Basketball (1)		3337	3859	4380	4901	5423
Asst. Football		2002	2315	2628	2941	3254
JV Basketball (1)		2002	2315	2628	2941	3254
Track (1)		2002	2315	2628	2941	3254
Baseball		2002	2315	2628	2941	3254
Softball		2002	2315	2628	2941	3254
Wrestling		2002	2315	2628	2941	3254
Volleyball		2002	2315	2628	2941	3254
Cheerleaders		2002	2315	2628	2941	3254
JROTC Rifle Team		2002	2315	2628	2941	3254
Sch Tech Coordinator		2002	2315	2628	2941	3254
Drill Corps		1669	1932	2190	2451	2711
Cross Country (1)		1669	1932	2190	2451	2711
Field Hockey		1669	1932	2190	2451	2711
Soccer (1)		1669	1932	2190	2451	2711
Tennis (1)		1669	1932	2190	2451	2711
JV Volleyball		1335	1543	1752	1961	2169
Golf (1)		1335	1543	1752	1961	2169
Swimming		1335	1543	1752	1961	2169
Chess Sponsor		1335	1543	1752	1961	2169
ROTC Drill Team		1335	1543	1752	1961	2169
Asst. Wrestling (2)	26	1335	1543	1752	1961	2169
Asst. Field Hockey (2)	JV SCH	1335	1543	1752	1961	2169
Asst. Track (1)(2)	32	1001	1158	1314	1470	1627
Asst. Soccer (1)(2)	JV SCH	1001	1158	1314	1470	1627
Freshman Basketball (1)		1001	1158	1314	1470	1627
Freshman Football		1001	1158	1314	1470	1627

**ASSISTANT ATHLETIC DIRECTOR'S (GAME MANAGERS)**

TITLE		STEP 0	STEP 1	STEP 2	STEP 3	STEP 4
Assistant Athletic Director		1700	2000	2300	2600	3000


Schools will be required to pay the listed Board approved scale. However, step progression **is not** mandatory.

**SCHOOL FUNDED SPORT/SUPPORT POSITIONS**

TITLE		STEP 0	STEP 1	STEP 2	STEP 3	STEP 4
SCHOOL FUNDED SPORT/SUPPORT		200	500	800	1100	1400

Schools will be required to pay the listed Board approved scale. However, step progression **is not** mandatory.

**OTHER ACTIVITIES IN SENIOR HIGH SCHOOLS AND \*YPAS**

Title	STEP 0	STEP 1	STEP 2	STEP 3	STEP 4
Band Director	3003	3473	3942	4411	4880
Academic Competition Coordinator	2002	2315	2628	2941	3254
Asst Band Director 	1335	1543	1752	1961	2169
*Choral Director	1335	1543	1752	1961	2169
Newspaper Sponsor	1335	1543	1752	1961	2169
Yearbook Sponsor	1335	1543	1752	1961	2169
*Drama Sponsor	1335	1543	1752	1961	2169
Speech and Debate	1335	1543	1752	1961	2169
*Instrumental Band Dir	1335	1543	1752	1961	2169
*Instrumental Strings Dir	1335	1543	1752	1961	2169
Orchestra (Concert) Dir	1335	1543	1752	1961	2169
Quick Recall Sponsor	1335	1543	1752	1961	2169
**JV Quick Recall Sponsor	500				
**Future Problem Solving Sponsor	318				



Band Director: Out of County Band Camp \$80.00 per day, Maximum 7 days

**ATHLETIC AND RELATED ACTIVITIES IN MIDDLE SCHOOLS**

TITLE	STEP 0	STEP 1	STEP 2	STEP 3	STEP 4
School Tech Coordinator	1669	1932	2190	2451	2711
Basketball (1)	1001	1158	1314	1470	1627
Academic Competition Coordinator	1001	1158	1314	1470	1627
Cheerleaders	667	772	876	980	1085
Drill Corps	334	386	438	490	542
Quick Recall	334	386	438	490	542
Future Problem Solving	334	386	438	490	542
Activities Sponsor	334	386	438	490	542

**ACTIVITIES IN ELEMENTARY SCHOOLS**

TITLE	STEP 0	STEP 1	STEP 2	STEP 3	STEP 4
School Tech Coordinator	1335	1543	1752	1961	2169

- (1) Increment times 1.5 is paid to a person who coaches both teams.
-  Increment is for teams which meet approved participation levels.
-  Increment is for 100 or more members of marching band.

\*\* Paid by the Academic Competition Department and not subject to step increases.

## **Explanation of Expenditures**

### **A. Travel**

The expenditure incurred by the athletic department was unequal because during football a total of 3 buses (2-football, 1 cheerleader) were utilized for the trips by the football program. The distance traveled by the football team also resulted in unequal spending and this was mainly due to the schedule. The expense in football includes the cheerleaders which can not be considered a sport of their own.

### **B. Coaches' Salaries**

Coaching salaries are the direct result of experience in coaching staffs. For example, the football and boys basketball coaching staffs have all been coaching the maximum number of years. Therefore, resulting in those coaches receiving the top pay in their particular sports. The coaches of the girls basketball program have not been coaching as long and do not receive the same amount of pay. The boy's baseball and girls softball team falls into the same category.

**2004-2005 KHSAA TITLE IX ATHLETICS AUDIT**  
**Checklist - Overall Interscholastic Athletics Program**

KHSAA  
 Form T41  
 Rev. 10/04

**DIRECTIONS:**

For the Areas of Compliance (Opportunities and Benefits) listed on the left hand side of the page, place a checkmark under the appropriate column identifying whether your school provided an advantage to the Girls' Program, or to the Boys' Program or to Neither Program.

Areas of Compliance:	ADVANTAGE TO:		
	GIRLS' PROGRAM	BOYS' PROGRAM	NEITHER PROGRAM
<b>OPPORTUNITIES</b>			
Accommodation of Interest and Abilities			X
<b>BENEFITS</b>			
Equipment and Supplies		X # of boys Participants	
Scheduling of Games and Practice Time			X
Travel and Per Diem Allowances		X # of athletes transported	
Coaching		X Experience level of male coaches	
Locker Rooms, Practice and Competitive Facilities			X
Medical and Training Facilities and Services			X
Publicity			X
Support Services			X
Athletic Scholarships			X
Tutoring			X
Housing and Dining Facilities and Services			X
Recruitment of Student Athletes			X

**Principal's Signature:** \_\_\_\_\_ **Date:** \_\_\_\_\_

SCHOOL NAME

2004-2005  
TITLE IX

KHSAA  
Form T60  
Rev. 10/04

Central High School

CORRECTIVE ACTION PLAN

DIRECTIONS:

1. For Column 1, indicate the intended area which needs corrective action in order to achieve gender equity. For Column 2, write the suggested change or activities that will correct the area in need of alteration. For Column 3, include the estimated completion date for the changes or activities.
2. It is possible to attain compliance with Title IX and no longer need "corrective" action. However, the KHSAA strongly encourages compliant schools to identify items for improvement (Column 1), activities to accomplish the improvement (Column 2) and a timetable for completion (Column 3) that will strengthen the athletic program.
3. You may copy this form as needed. Please attach corrective action plans along with audit forms and submit by April 15, 2005.

COLUMN 1	COLUMN 2	COLUMN 3
ITEM FOR CORRECTION/ IMPROVEMENT	SUGGESTED CHANGE/ ACTIVITIES	TIME TABLE FOR CORRECTIVE ACTION/ COMPLETION
Girls locker room	Install new wooden lockers in the locker room	Should be complete during summer
Girls softball field	Bleachers & Fence for field	1 year
Scoreboard	Softball Field	1 year
Cart for hauling sports equipment	All outside sports	1 year
Replace girls basketball & volleyball uniforms	New girls uniforms	1 year

Principal's Signature:



Date:

4/13/05

Grade Summary 9 to 14

Attendance Totals For: 3/28/05 Codes: |

Grade	Member			Monday Attendance			Membership By Ethnicity														
	M	F	T	Pres	Abs	Tdy	White (not	Black (not	Hispanic	Asian/Pacif	American In	Other									
Grade: 09	88	175	263	251.0	12.0	12	14	22	36	66	147	213	7	3	10	1	1	1	2	1.4%	
				95.4%	4.6%	4.6%		13.69%		80.99%				3.80%		0.38%					
Grade: 10	56	152	208	193.0	15.0	4	5	18	23	42	122	164	4	5	9	5	5	10	2	0.96%	
				92.8%	7.2%	1.9%		11.08%		78.85%				4.33%		4.81%					
Grade: 11	96	163	259	241.0	18.0	11	11	22	33	78	137	215	3	4	7	3	3	3	1	0.39%	
				93.1%	6.9%	4.2%		12.74%		83.01%				2.70%		1.16%					
Grade: 12	75	189	264	234.0	30.0	28	7	13	20	64	169	233	4	1	5	4	4	4	2	0.76%	
				88.6%	11.4%	10.6%		7.58%		88.26%				1.89%		1.52%					
Grade: 14	8	2	10	10.0			3		3	5	2	7									
				100%				30.00%		70.00%											
Totals:	323	681	1004	929.0	75.0	55	40	75	115	255	577	832	18	13	31	8	10	18	2	6	8
				92.5%	7.5%	5.5%		11.45%		82.87%				3.09%		1.79%					0.80%

4/29/05  
OK [Signature]

**2004-2005 KHSAA TITLE IX ATHLETICS AUDIT**

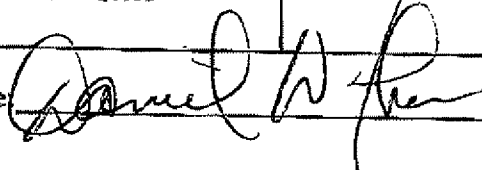
KHSAA  
Form T41  
Rev. 10/04

**Checklist - Overall Interscholastic Athletics Program**

**DIRECTIONS:**

For the Areas of Compliance (Opportunities and Benefits) listed on the left hand side of the page, place a checkmark under the appropriate column identifying whether your school provided an advantage to the Girls' Program, or to the Boys' Program or to Neither Program.

Areas of Compliance:	ADVANTAGE TO:		
	GIRLS' PROGRAM	BOYS' PROGRAM	NEITHER PROGRAM
<b>OPPORTUNITIES</b>			
Accommodation of Interest and Abilities			X
<b>BENEFITS</b>			
Equipment and Supplies		X # of boys Participants	
Scheduling of Games and Practice Time			X
Travel and Per Diem Allowances		X # of athletes transported	
Coaching		X Experience level of male coaches	
Locker Rooms, Practice and Competitive Facilities			X
Medical and Training Facilities and Services			X
Publicity			X
Support Services			X
Athletic Scholarships			X
Tutoring			X
Housing and Dining Facilities and Services			X
Recruitment of Student Athletes			X

Principal's Signature: 

Date: 4/29/05